

Z ζ

όπως

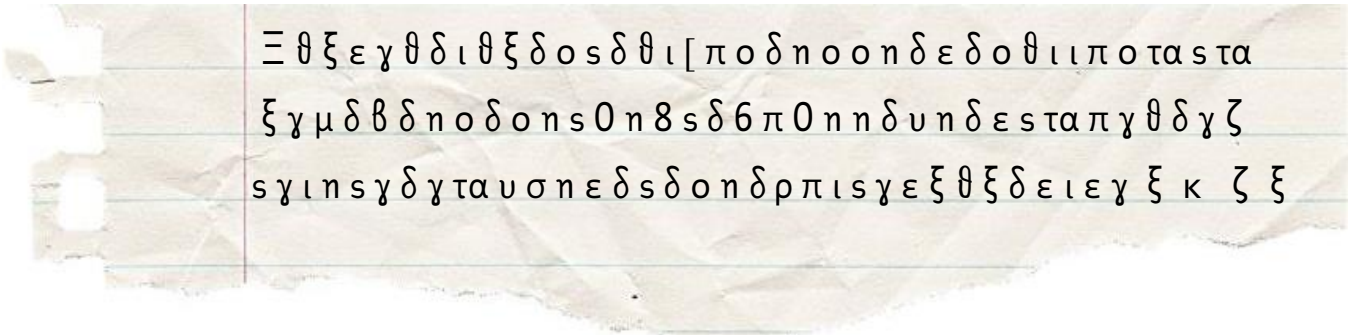


Όνομα: _____

1. Γράφω το Z, ζ

Handwriting practice lines for uppercase Z and lowercase z. The first row shows two dashed uppercase Zs on a set of three lines (top, middle-dashed, bottom), with two solid dots on the top line to the right. The second row shows two dashed lowercase zs on a set of three lines (top, middle-dashed, bottom), with two solid dots on the middle-dashed line to the right.


2. Κύκλωσε όλα τα Z, ζ



3. Σχηματίζω συλλαβές με το ζ και διαβάζω δυνατά

A diagram for syllable formation. A box containing the letter ζ has five arrows pointing to boxes containing the vowels α, ε, ο, ι, and η. To the right of each vowel box is a horizontal line for writing the syllable.

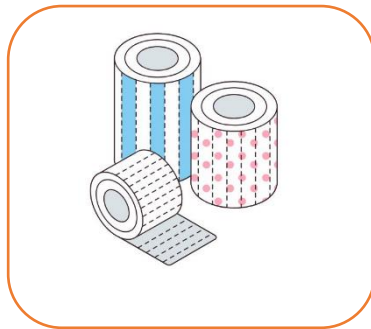
4. Κυκλώνω τις εικόνες που έχουν το ζ



5. Γράφω τις συλλαβές που λείπουν



___χαρη



γά ___



___κέτα

6. Γράφω τι δείχνουν οι εικόνες



